






Dott.ssa Francesca De Angelis

 Via A. D' Antona 20, Naples – 80131 - Italy
 +39.081.229.60.74 +39.335.64.80.902
 Francesca.deangelis@yahoo.com
 www.dea-center.com
 Skype Account: Francesca.dea



Work experience

2015 till now 2009-2015 Owner and Chief at De.A. Center Laser and Plastic Surgery Clinic – Naples, Italy
Chief at Plastic Surgery Unit at Clinica Meditteranea, Naples - Italy

Curriculum

Education and Training

2010-2014 Doctoral Program on Stem Cell Biology and E-Learning at SUN, School of Medicine Naples
2009 May Training at Emerson Hospital, Boston – Massachusetts 01742 in Laser Assisted Liposuction with dr. Brooke Seckel
2009 Gen Training at SPAMEDICA, Toronto, Canada with Stephen Mulholland in Radiofrequency Laser Assisted Liposuction
2007 March Training on breast implants at Akademikliniken - Stockholm with dr.Per heden
2006-2009 Training at Benslimane Clinique (1 week per year) – Casablanca –MOROCCO in fat grafting and liposuction with dr. Fahd Benslimane
1999-2005
Plastic and Reconstructive Residency Program – 5 years course – (to obtain the Italian Board on Plastic and Reconstructive Surgery) at Plastic and Reconstructive Surgery Unit

Medical University “Federico II” Naples, Italy score 70/70

2002-2004

4th – 5 th - 6 th Grazer Workshop of Plastic Surgery Prof. Dr. E. Scharnagl
Anatomical basics and practical training on cadavers at the Institute of Anatomy, (21 hours qualify for the Austrian Council post graduate Diploma in the field of Plastic Surgery and 6 hours in the field of Traumatology) Medical University of Graz, Austria

1999 Medical Degree at Federico II School of Medicine Naples Italy Summa cum Laude

1997 Scholarship (Stage Universitaire) (6 months) in Plastic And Reconstructive Surgery at Plastic And Reconstructive Unit held by prof. Lebreton – Centre Hospitalier Universitaire Pasteur –Nice – France

Communication skills

Good communication skills acquired during the Syneron Leadership Academy – San Francisco 06/2007 – Galderma Maestro Summit Barcellona 2015

Organisational / managerial skills

Leadership skills acquired heading for 5 years a plastic Surgery Unit in a Private and for Public Health System Clinic in Naples – Italy

Professional Memberships

ASLMS American Society for Laser Medicine and Surgery

ISAPS International Society of Aesthetic Plastic Surgery

AICPE Italian Society of Aesthetic Plastic Surgery

SICPRE Italian Society of Plastic and Reconstructive Surgery

Research activity

From 1995 to 1996, as a fellow in the Medical Dermatology Division of the University of Naples, Francesca de Angelis was involved in a study on in vitro effects of drugs (gemfibrozil, lithium carbonate, hydroxychloroquine, enalapril, cystamine, etc.) on skin cultures derived from patients with different types of skin diseases.

From 1996 till 2005, as a fellow in the Plastic and Reconstructive Surgery Division she worked on Melanoma, studying the assessment of Loss of Heterozygosity (LOH) in patient affected by Cutaneous Melanoma (her M.D. thesis was based on screening of LOH and instability of microsatellite DNA in patient affected by Cutaneous Melanoma as a possible model of genetic susceptibility to the disease) and the correlation between HLA Alleles Frequency and incidence and progression of the disease.

After her Specialization in Plastic and Reconstructive Surgery doctor de Angelis was involved in studying and using laser technology in different medical fields. Thanks to her work, a new technology, based on non ablative 1540 Er:Glass laser, received FDA Clearance in treating striae distensae. She was also involved in studying radiofrequency ablative device on fat remodelling and skin tightening. Actually, dr. de Angelis is a Luminary for Galderma, Lumenis and Invasix, three of the major companies involved in the aesthetic market.

After her Ph.D. degree on stem cells, dr. de Angelis continued her studies and is actually involved in active research on fat cell derived stem cells for reconstructive surgery and aesthetic combined with new research on lasers involved in wound and scar control.

Research Projects

After her Ph.D. degree on stem cells, dr. de Angelis continued her studies and is actually involved in active research on fat cell derived stem cells for reconstructive surgery and aesthetic combined with new research on lasers involved in wound and scar control.

Publications

(1) de Angelis F, Franco R.; Liguori G.

Fractional nonablative 1540-nm laser treatment of striae distensae in Fitzpatrick skin types II to IV: clinical and histological results.

Aesthet Surg J. 2011 May;31(4):411-9.

(2) Luongo V, Pirozzi G, Caraco C, Errico S, de Angelis F, Celentano E, Paino F, Chiofalo MG, Luongo M, Mozzillo N, Lombardi ML.

HLA allele frequency and clinical outcome in Italian patients with cutaneous melanoma.

Tissue Antigens. 2004 Jul;64(1):84-7

(3) ML. Lombardi, V. Luongo, A. Curci, S. Errico, F. Paino F. de Angelis, P. Bonelli, G. Pirozzi.

HLA allelic and haplotype loss in Human Melanoma and derived cell lines.

Eur J Immunol 2002, Apr; 29(2):143

(4) ML. Lombardi, V. Luongo, S. Errico, A. Curci, F. de Angelis, F. Ionna, C. Caracò, N. Mozzillo, C. Fusco and G. Pirozzi.

HLA alleles frequency in 266 Italian Patients with melanoma: Correlation with incidence and progression of the disease.

Eur J Immunol 2001, Apr; 28(2):307

(5) G. Calcagno, C. Mazzaccara, D. Del Gaudio, D. Gennarelli, G. De Rosa, F. de Angelis, G. Molea, L. Sacchetti.

Loss of Heterozygosity to identify genes associated with Cutaneous Malignant Melanoma.

Tumori 2001 July-Aug;87(4): 55.

(6) Ruocco V, Brenner S, Ruocco E, de Angelis F, Lombardi ML.

Different patterns of in vitro acantholysis in normal human skin samples explanted from different sites of the body.

Int J Dermatol. 1998 Jan;37(1):18-22.

(7) De Angelis E, Grassi M, Gullick WJ, Johnson GR, Rossi GB, Tempesta A, de Angelis F, De Luca A, Salomon DS, Normanno N.

Expression of cripto and amphiregulin in colon mucosa from high risk colon cancer families.

Int J Oncol. 1999 Mar;14(3):437-40.

(8) Wolf R, Lo Schiavo A, Russo A, de Angelis F, Ruocco V.

Effects of gemfibrozil on in vitro cultured normal human skin explants.

Int J Dermatol. 1999 Jan;38(1):65-9.

(9) Wolf R, Schiavo AL, Lombardi ML, de Angelis F, Ruocco V.

The in vitro effect of hydroxychloroquine on skin morphology in psoriasis.

Int J Dermatol. 1999 Feb;38(2):154-7.

(10) Wolf R, D'Avino M, de Angelis F, Ruocco E, Lombardi ML.

Effects of lithium carbonate (Li₂CO₃) on in-vitro-cultured normal human skin explants.

J Eur Acad Dermatol Venereol. 2000 Mar;14(2):97-9.

Invited Speaker

5 Continent Congress – -3- 6 September 2015 Cannes / French Riviera

- Rf Assisted Skin Tightening
- Centripetal progressive approach for reshaping and rejuvenate the Face (CPA method)
- Forehead and Upper face rejuvenation

Milano first User Meeting Lumenis -3 October 2015 - meet the experts

28Th Annual Congress of the International Society for Dermatologic Surgery (ISDS), October 2007 - VENICE (Italy)

Hystological evaluation of bipolar RF combined with 900 nm diode laser on skin rejuvenation

8th Interdisciplinary S-THETIC CIRCLE for Plastic-Aesthetic Surgery and Dermatology.

Fresh-Cadaver Dissection Courses, Live-Surgeries and Workshops 30th September - 02rd October 2010

Hotel Nikko, Düsseldorf, Germany

Cosmoderm XVII, WARSZAWA 2011

Use of electrooptical synergy & fractional 1540 Erbium:Glass laser for treatment of acne scars & rejuvenation

5 Continent Congress – Laser And Aesthetic Medicine -2- 5 September 2011 Cannes / French Riviera

Classification and Striae Management With 1540 Non – Ablative Fractional Laser

CONGRESS “NEVSKIYE BEREGA” – 30 MAY 2014 st. Petersburg Russia

New device for treating aging skin: CO2 SuperPulse laser – AcuPulse - for superficial and deep fractional ablation. Combination with other techniques.

Teaching activity

BONT ACCADEMY: COSMETIC USE OF BOTULIN TOXIN TYPE A 50 U Naples, 24 november 2007

Annexes

Copies of Medical and Specialty degree